



Synonyms dictionaries

Documentation

Summary

I.Prerequisites.....	3
II.Accessing synonyms dictionaries.....	4
III.Importing synonyms dictionaries.....	5
IV.Reading a synonyms dictionary.....	7
V.Selecting synonyms.....	8
VI.Use of synonyms dictionaries.....	9

I. PREREQUISITES

First of all, you need to download the different dictionaries you want to import in Digdash.

Supported formats

For now, Digdash supports the following synonyms dictionaries formats:

- LibreOffice

Extension : .dat

Example :

```
UTF-8
à|1
(Preposition) |chez|dans|parmi
abaca|1
(Nom) |chanvre|chênevière|filasse|jute
abaissable|1
(Adjectif) |abattable|inclinable
```

External links :

You can get LibreOffice dictionaries in different languages at:

(if you can not download the dictionaries via the Download button, please click on Save link as)

List of synonyms dictionaries in multiple languages:

<https://github.com/LibreOffice/dictionaries>

English synonyms dictionary:

https://github.com/LibreOffice/dictionaries/blob/master/en/th_en_US_v2.dat

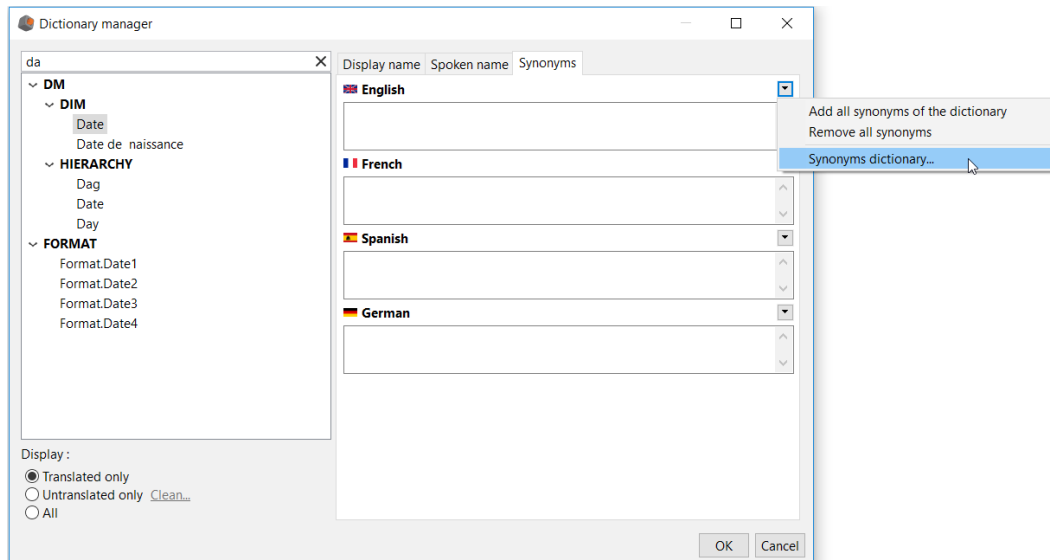
French synonyms dictionary:

https://github.com/LibreOffice/dictionaries/blob/master/fr_FR/thes_fr.dat

II. ACCESSING SYNONYMS DICTIONARIES

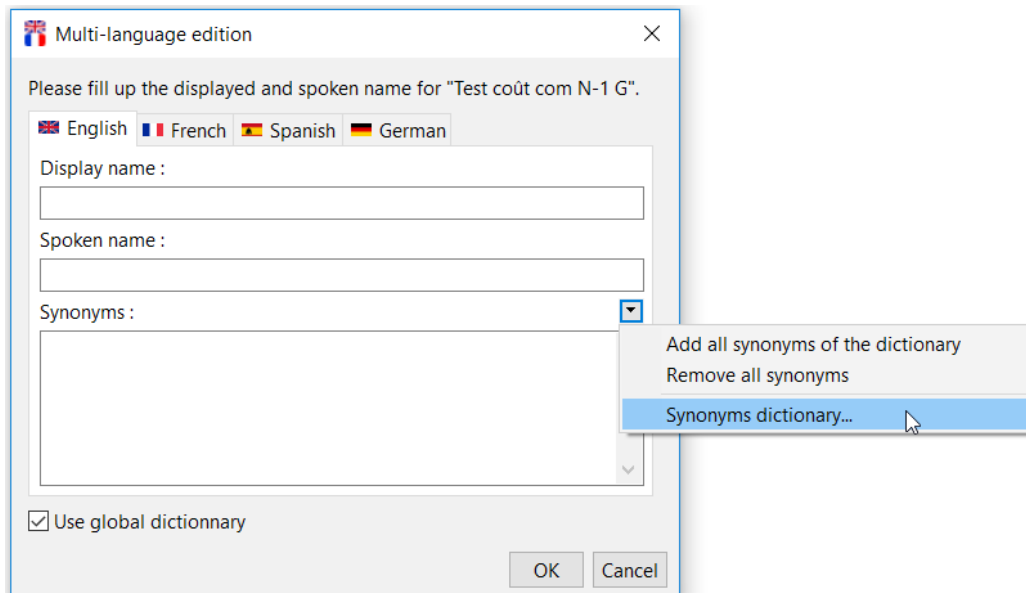
Digdash allows you to import synonyms dictionaries in many languages.

This feature is available in the **Dictionary manager** under the **Synonyms** tab.




*Screenshot: Synonyms dictionaries via the **Dictionary manager***

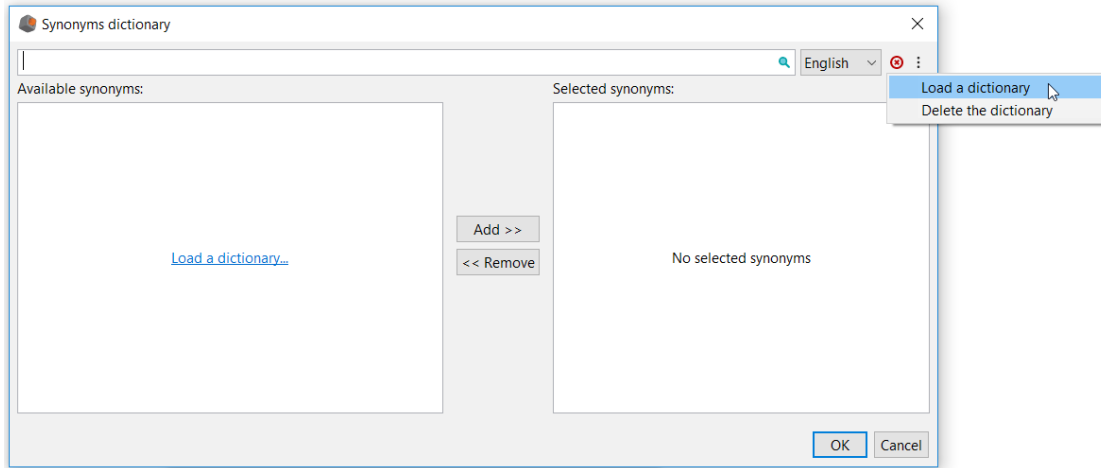
But also in the **multi-language edition** dialog:




*Screenshot: Synonyms dictionaries via the **Multi-language edition dialog***

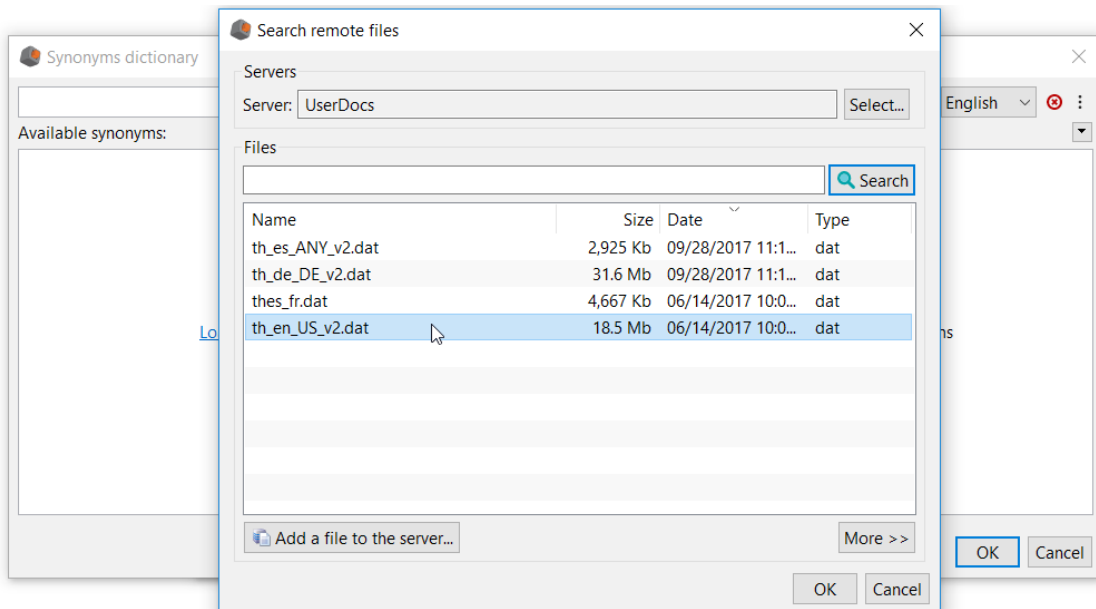
III. IMPORTING SYNONYMS DICTIONARIES

In the synonyms dictionary dialog, an icon shows you when a dictionary for a particular language is not loaded. You can use the button  to load one, or use the link **Load a dictionary...**

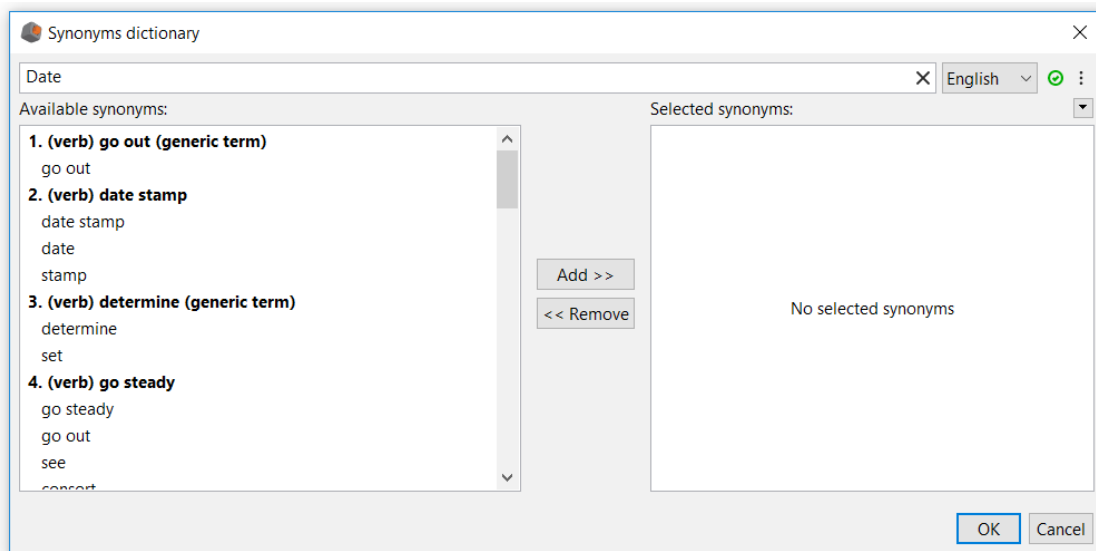


Screenshot: Digdash interface for a non loaded French synonyms dictionary

 Status icon showing testifying that the synonyms dictionary for a particular language has not been loaded.



Screenshot: Importing a synonyms dictionary



Screenshot: Digdash interface for a loaded French synonyms dictionary

✔ Status icon showing testifying that the synonyms dictionary for a particular language has been loaded.

NB : Whether you pass by the **dictionary manager** or the **multi-language edition** dialog, when the synonyms dictionary dialog shows, the search bar is pre-filled with the **Display name**.

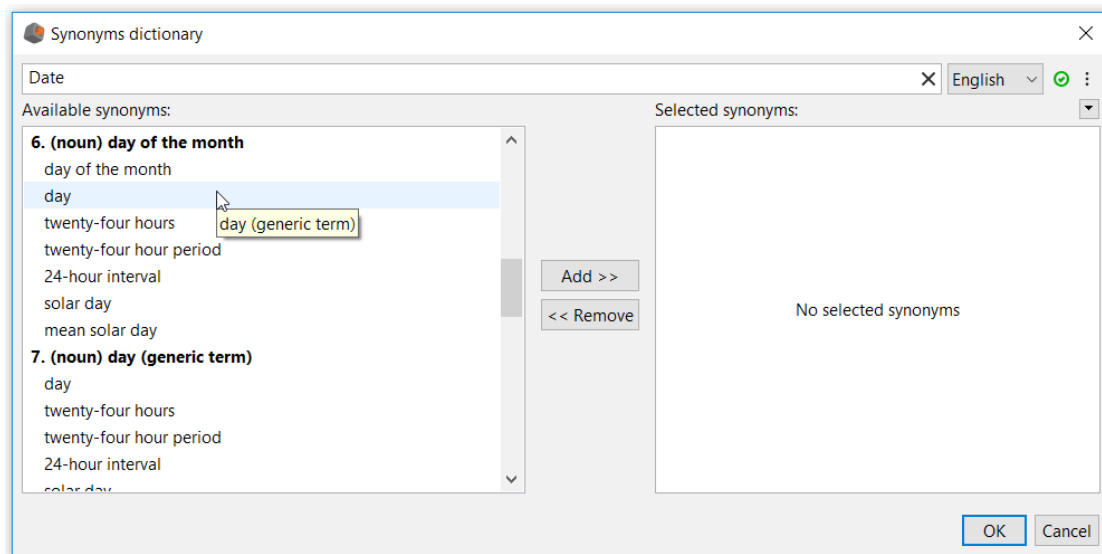
IV. READING A SYNONYMS DICTIONARY

For a given word, the dictionary synonyms dialog lists all the synonyms for this word if they exist, in different categories.

These categories are numbered and mentioned in bold. They actually correspond to the different meanings of the word. They bring some information like the grammatical types of the synonym followed by the most relevant synonym for this category.

Each category lists all the available synonyms.

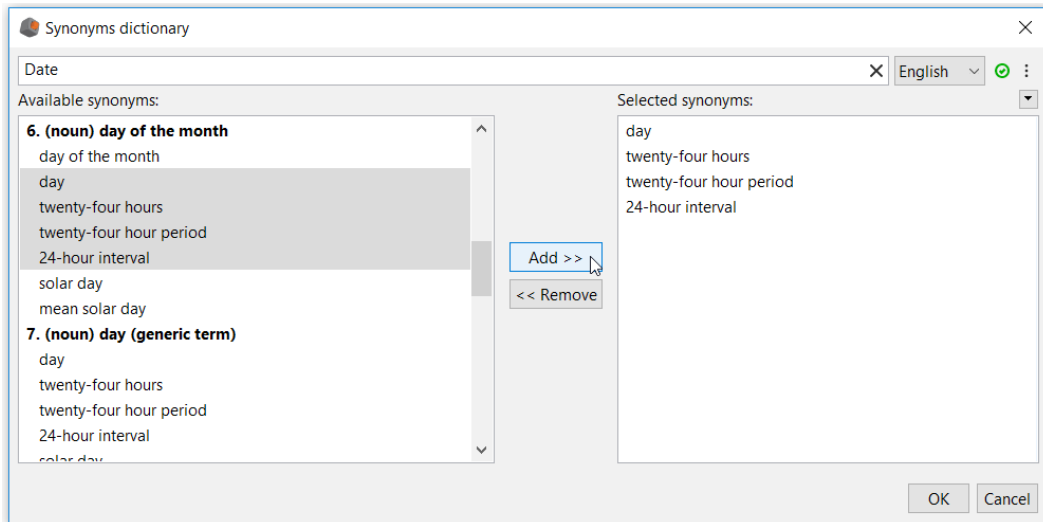
Plus, information about the synonyms is available in tooltips.



Screenshot: Categories for synonyms of the word "date" in English

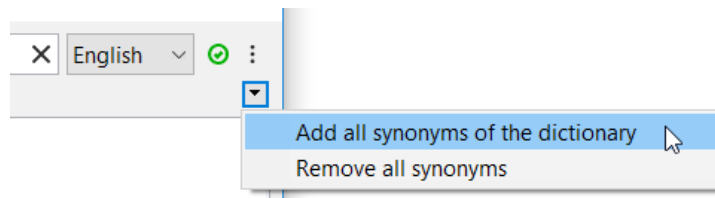
V. SELECTING SYNONYMS

You can select one or multiple synonyms in the displayed list.

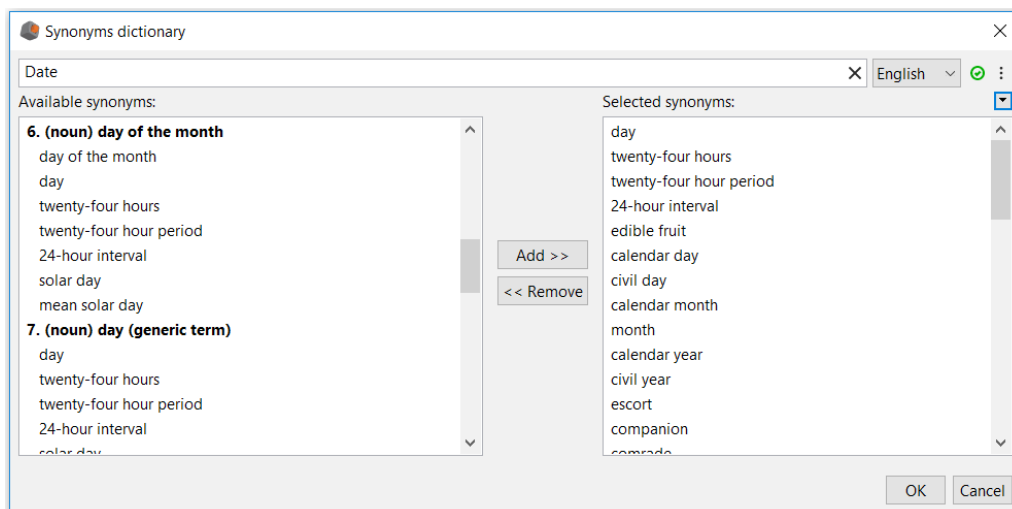


Screenshot: Multi selecting synonyms

Or add them all via the menu **Add all synonyms of the dictionary**.



Capture : Ajouter tous les synonymes du dictionnaire




Screenshot: All synonyms have been selected

VI. USE OF SYNONYMS DICTIONARIES

The main Digdash features using synonyms dictionaries are:

- Text query
- Guided analysis

You need to check if the use of synonyms dictionaries is activated for these features in the server configuration.



In the server configuration page, at the bottom of the page > **Advanced** >> > Category **Synonyms dictionaries**

Synonyms dictionaries

- Use synonyms dictionaries for text query
- Use synonyms dictionaries for guided analysis

Validate

Screenshot: Activation of the use of synonyms dictionaries